



29A Oswalds Close, Gloucester, GL2 9FE

Asking Price £87,500

Delightful mid-terraced home presents an excellent opportunity for both first-time buyers and young families alike. Just a stone's throw away from a well-regarded local junior school and a convenient parade of shops, this property is ideally situated for those seeking a vibrant community atmosphere.

Upon entering, you are welcomed into a spacious living room that exudes warmth and comfort, perfect for relaxing or entertaining guests. This inviting space seamlessly flows into a modern fitted kitchen diner, which overlooks the garden, creating a lovely setting for family meals and gatherings. The ground floor layout is designed for both functionality and ease of living.

Venturing upstairs, you will find two generously sized double bedrooms, each offering ample space and natural light. These rooms are well-served by a contemporary family bathroom & down stairs cloakroom ensuring convenience for all residents.

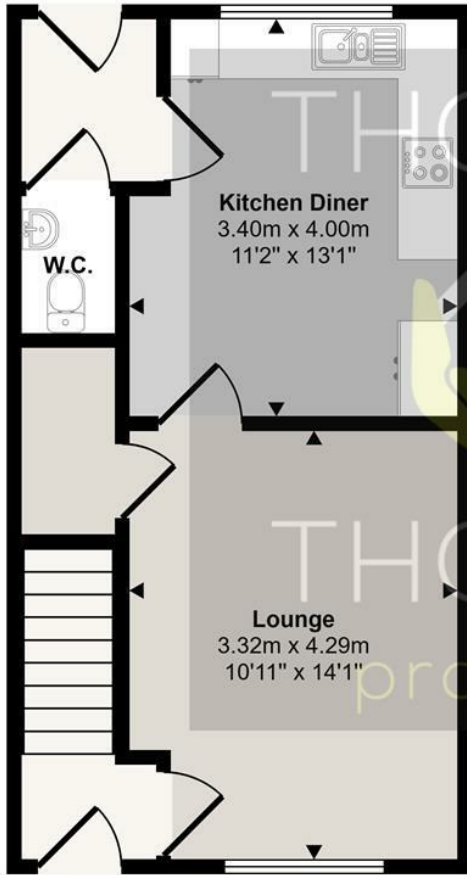
Outside, the property boasts a driveway that accommodates two cars, a valuable feature in today's market. The low-maintenance enclosed rear garden provides a private outdoor retreat, ideal for enjoying sunny days or hosting barbecues with friends and family. Additionally, the garden benefits from rear access, enhancing its practicality.

This home is available for purchase through the Bromford shared equity scheme, making it an attractive option for those looking to enter the property market.

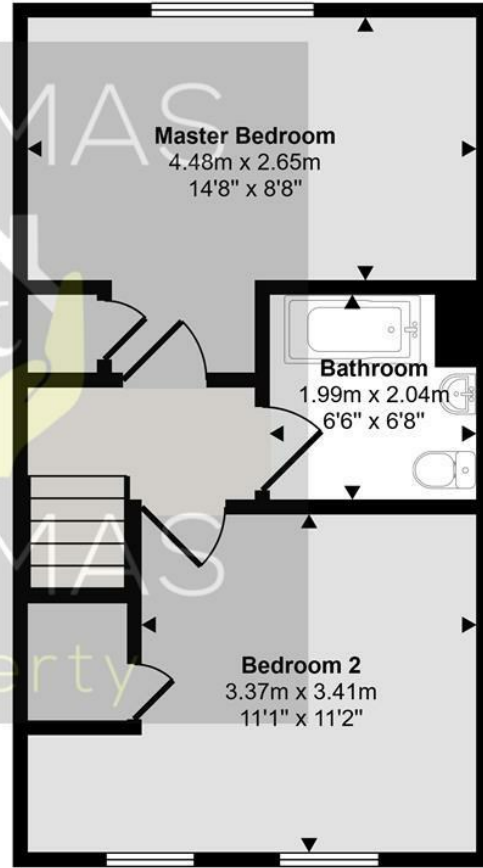
In summary, this modern terraced house in Longford is a wonderful blend of comfort, convenience, and community, making it a perfect choice for your next home.

- Bromford shared equity scheme
 - Modern mid-terraced home
 - Two double bedrooms
 - Fitted kitchen diner
 - Modern bathroom & cloakroom
 - Driveway for to cars

Approx Gross Internal Area
75 sq m / 803 sq ft



Ground Floor
Approx 37 sq m / 401 sq ft

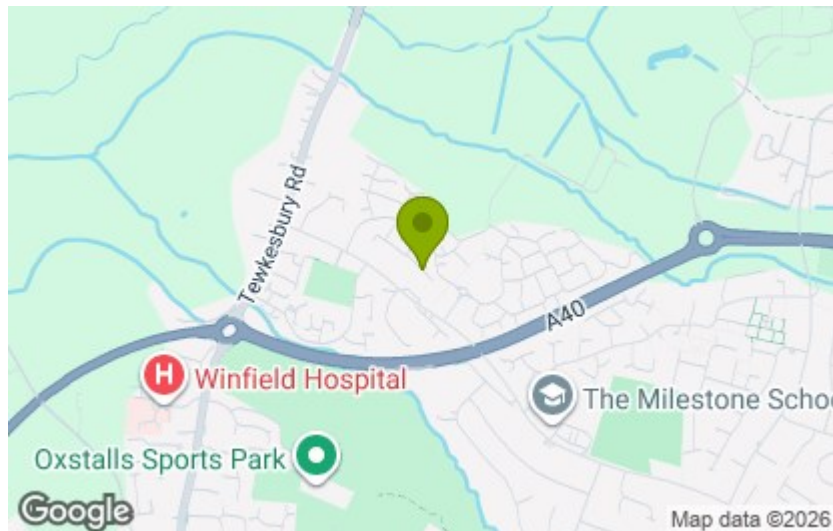


First Floor
Approx 37 sq m / 403 sq ft

This floorplan is only for illustrative purposes and is not to scale. Measurements of rooms, doors, windows, and any items are approximate and no responsibility is taken for any error, omission or mis-statement. Icons of items such as bathroom suites are representations only and may not look like the real items. Made with Made Snappy 360.

Energy Efficiency Rating	
Current	Potential
Very energy efficient - lower running costs	
(92 plus) A	96
(81-91) B	83
(69-80) C	
(55-68) D	
(39-54) E	
(21-38) F	
(1-20) G	
Not energy efficient - higher running costs	
England & Wales	EU Directive 2002/91/EC

Environmental Impact (CO ₂) Rating	
Current	Potential
Very environmentally friendly - lower CO ₂ emissions	
(92 plus) A	
(81-91) B	
(69-80) C	
(55-68) D	
(39-54) E	
(21-38) F	
(1-20) G	
Not environmentally friendly - higher CO ₂ emissions	
England & Wales	EU Directive 2002/91/EC



These particulars, whilst believed to be accurate are set out as a general outline only for guidance and do not constitute any part of an offer or contract. Intending purchasers should not rely on them as statements of representation of fact, but must satisfy themselves by inspection or otherwise as to their accuracy. No person in this firm's employment has the authority to make or give any representation or warranty in respect of the property.